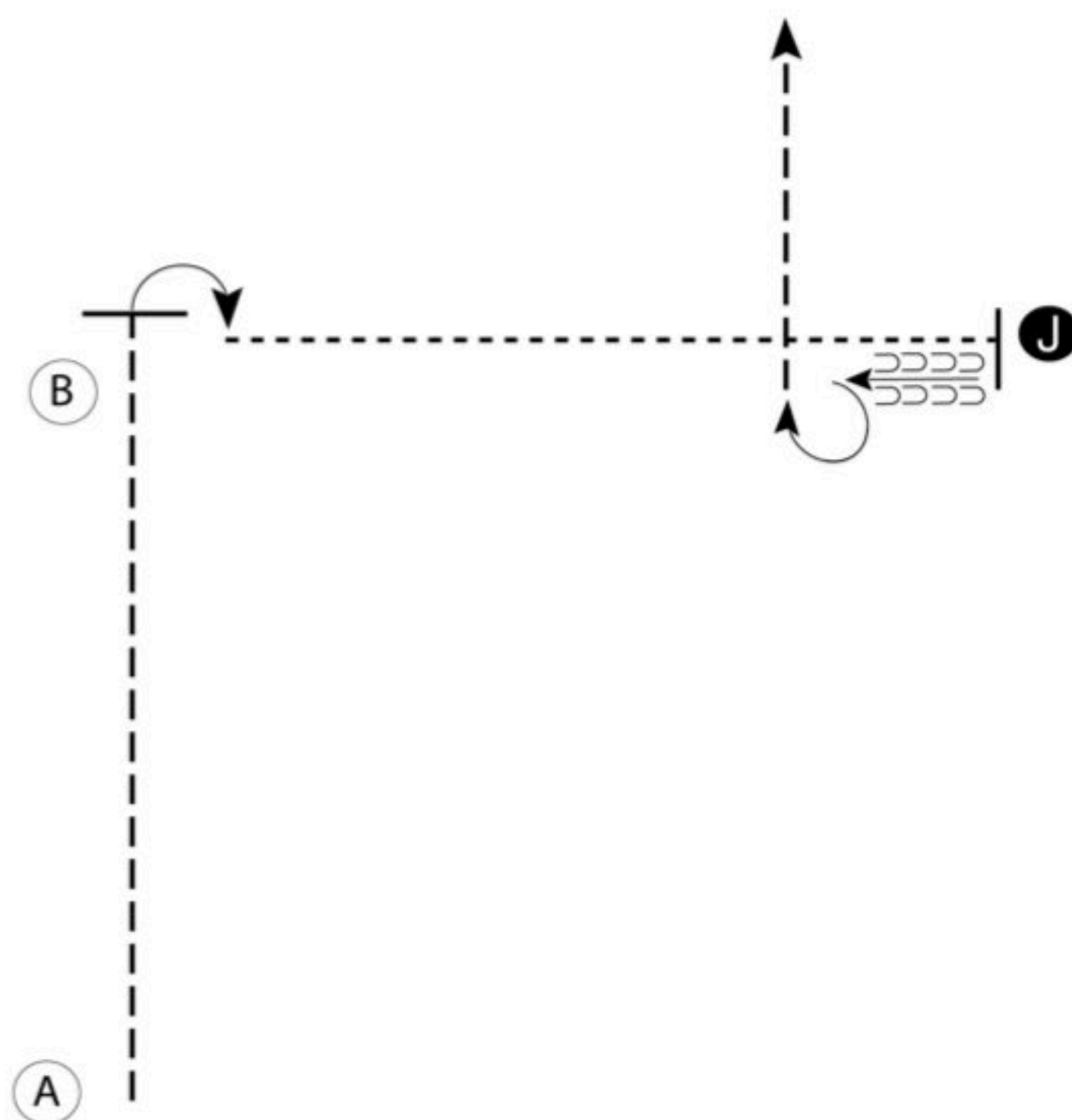


All Color Classic

Showmanship (All Youth Amateur and Open)

Show Date: 05-16-2025



1. Begin at A. Trot from A past B
2. Stop and perform a 90 degree turn
3. Walk to the Judge, stop and set up for inspection
4. When dismissed back one horse length and perform a 270 degree turn
5. Trot to the line-up

Walk	-----
Trot	-----
Back	←-----
Marker	ⓑ
Judge	ⓐ

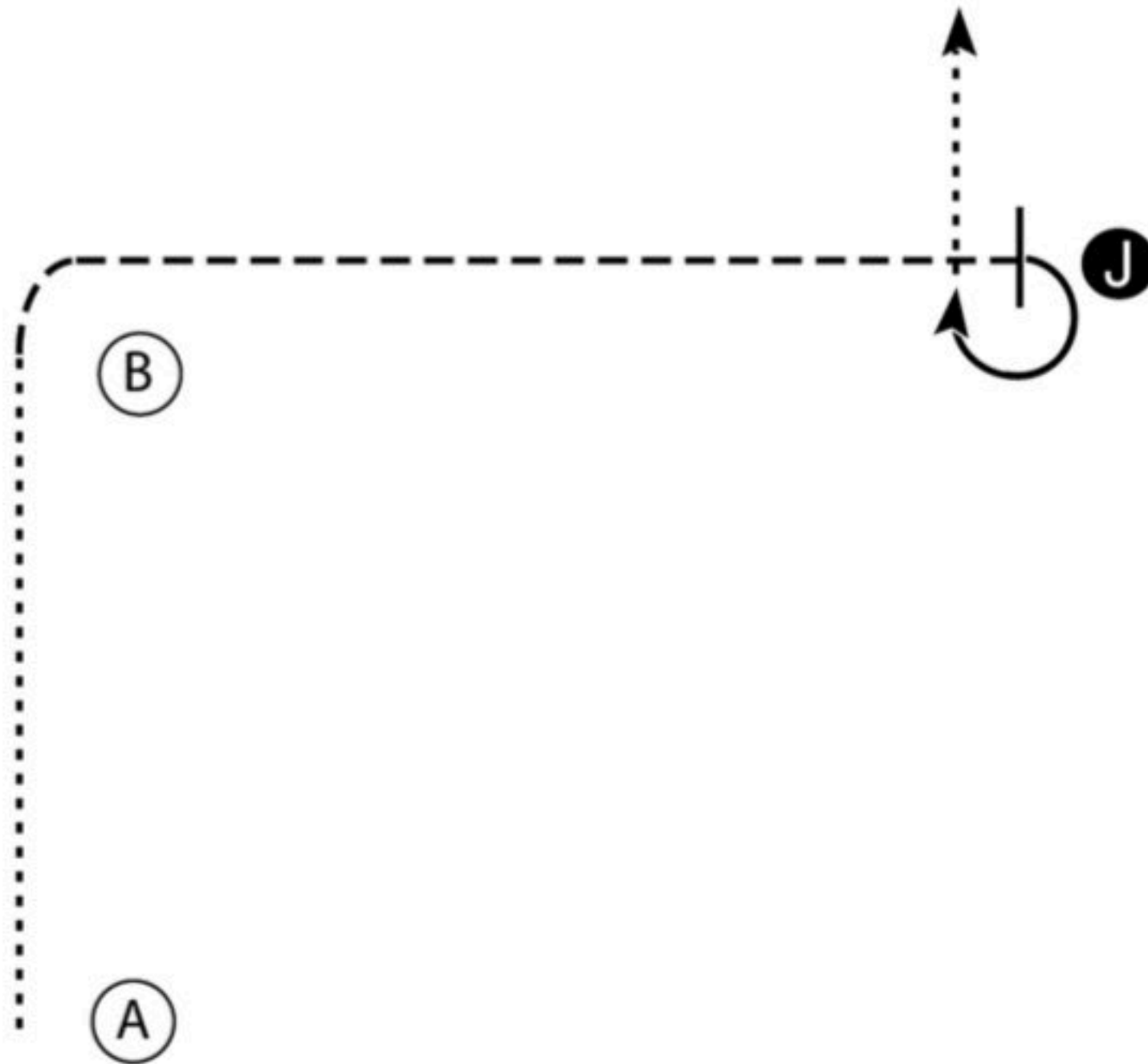
[S/1-14]

Pattern Provided by:
Brian Isbell-Garcia

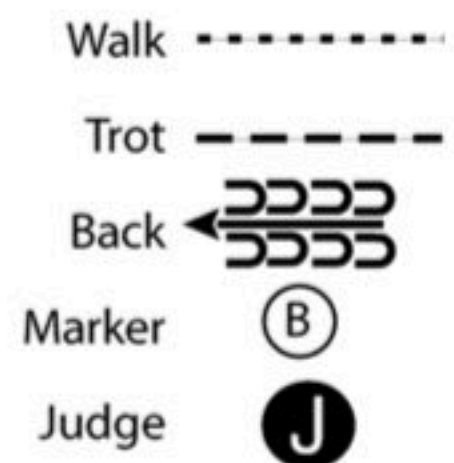
All Color Classic

Showmanship (ALL Walk - Trot)

Show Date: 05-16-2025



1. Walk from A to B.
2. Trot from B to the Judge.
3. Stop and set up for inspection.
4. When dismissed perform a 270 degree turn and walk straight away from the Judge.



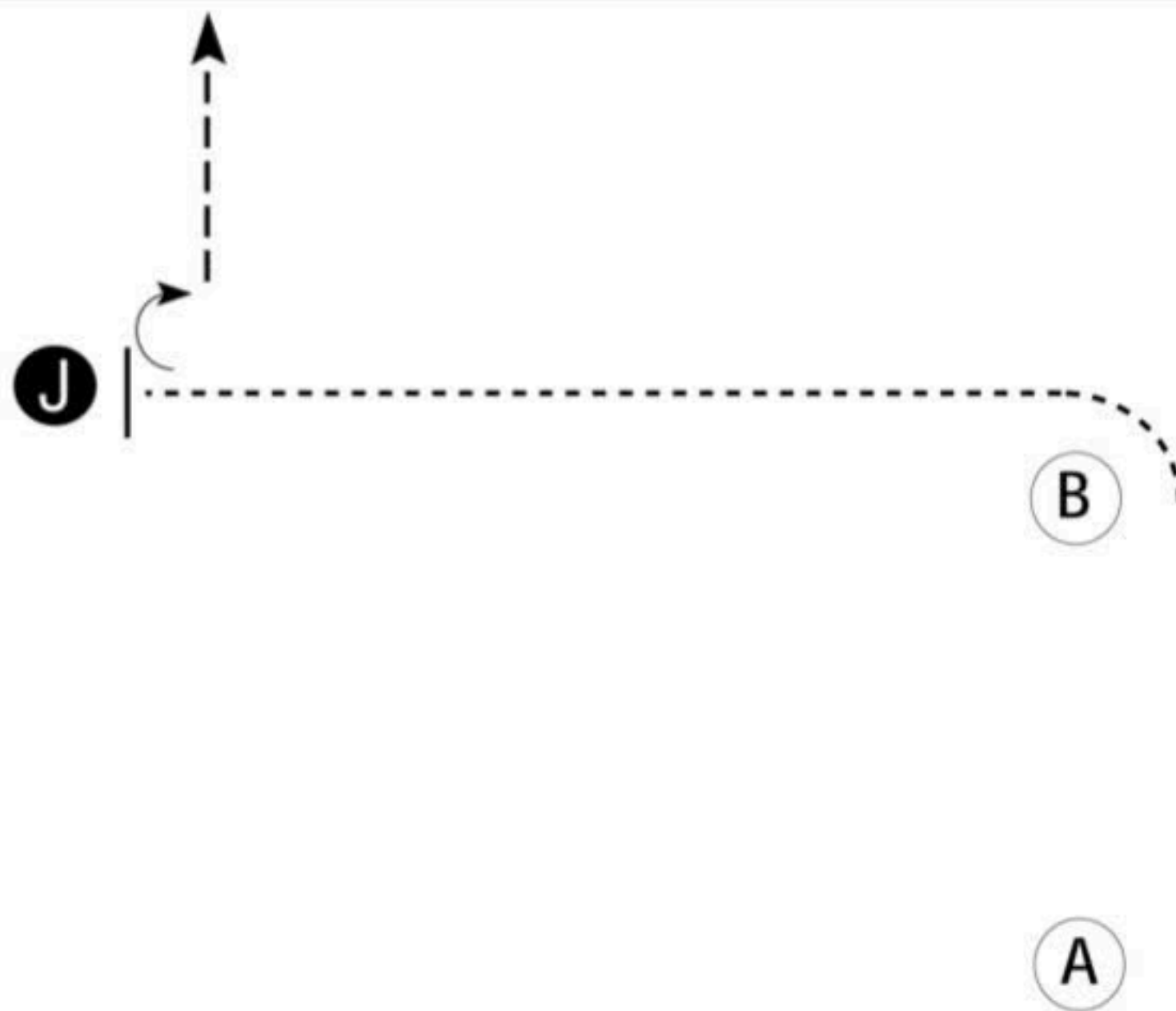
[S/WT-2]

Pattern Provided by:
Brian Isbell-Garcia

All Color Classic

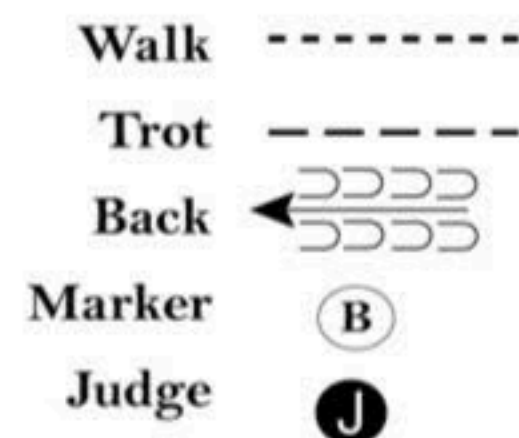
English Showmanship (ALL)

Show Date: 05-16-2025



Be ready at A.

1. Trot from A to B.
2. At B, walk to judge.
3. Stop and set up for inspection.
4. When dismissed, turn 90 degrees and trot away from judge.
5. Follow the instructions of your ring steward.



[S/WT-12]

Pattern Provided by:
Brian Isbell-Garcia

All Color Classic

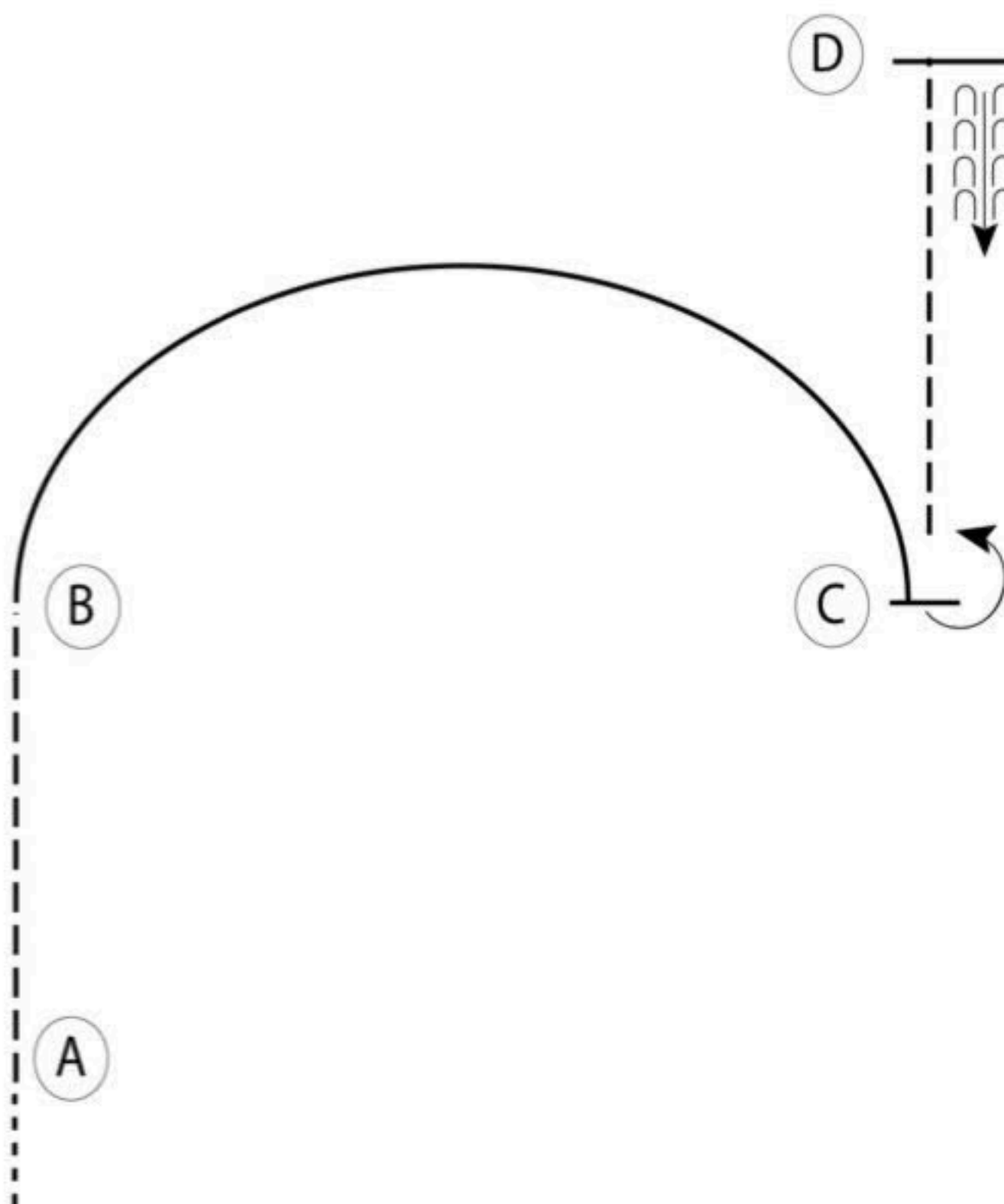
Hunt Seat Equitation (All W/T/C- EQ)

Show Date: 05-16-2025

Be ready before A.

1. Walk to A.
2. Posting trot on the right diagonal from A to B.
3. Canter on the right lead from B to C.
4. At C stop and perform a 180 degree turn on the forehand to the left.
5. Posting trot on the left diagonal to D.
6. At D, stop and back approximately one horse length.

Follow the instructions of your ring steward.



Walk	-----
Trot	- - - - -
Extended Trot	— — — — —
Canter	— — — — —
Leg Yield	
Lead Change	— — — — —
Back	← ← ← ← ←
Marker	(B)
Sidepass	← — — — —
Hand Gallop	— — — — —

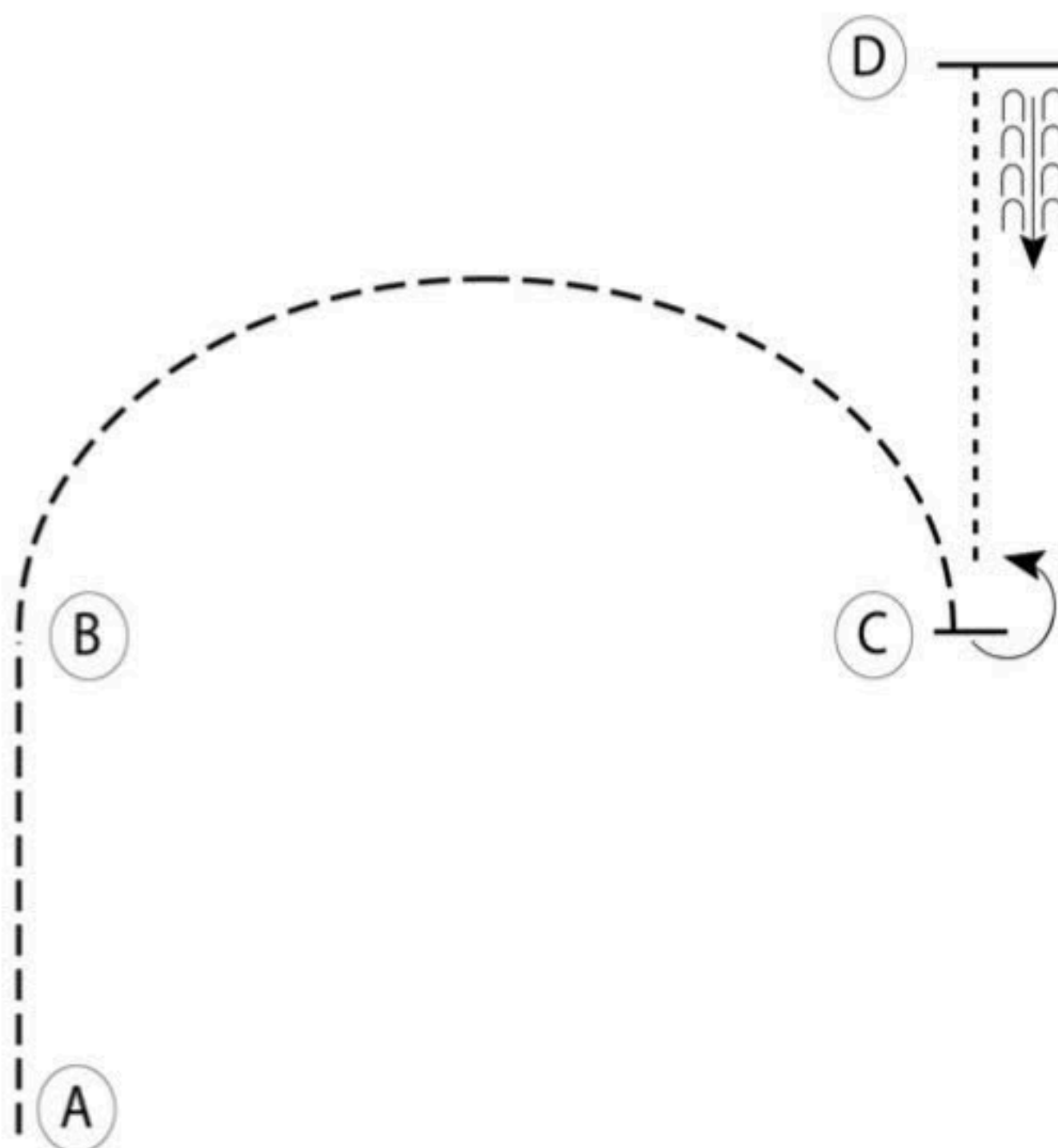
[HSE/1-31]

Pattern Provided by:
Brian Isbell-Garcia

All Color Classic

Hunt Seat Equitation (All Walk Trot)

Show Date: 05-16-2025



Be ready at A.

1. Posting trot on the right diagonal from A to B.
2. Change diagonals at B and posting trot on the left diagonal from B to C.
3. At C stop and perform a 180 degree turn on the forehand to the left.
4. Walk to D.
5. At D, stop and back approximately one horse length.

Follow the instructions of your ring steward.

Walk	-----
Trot	- - - - -
Extended Trot	— — — — —
Canter	— — — — —
Leg Yield	
Lead Change	— — — — —
Back	← ← ← ← ←
Marker	(B)
Sidepass	← — — — —
Hand Gallop	— — — — —

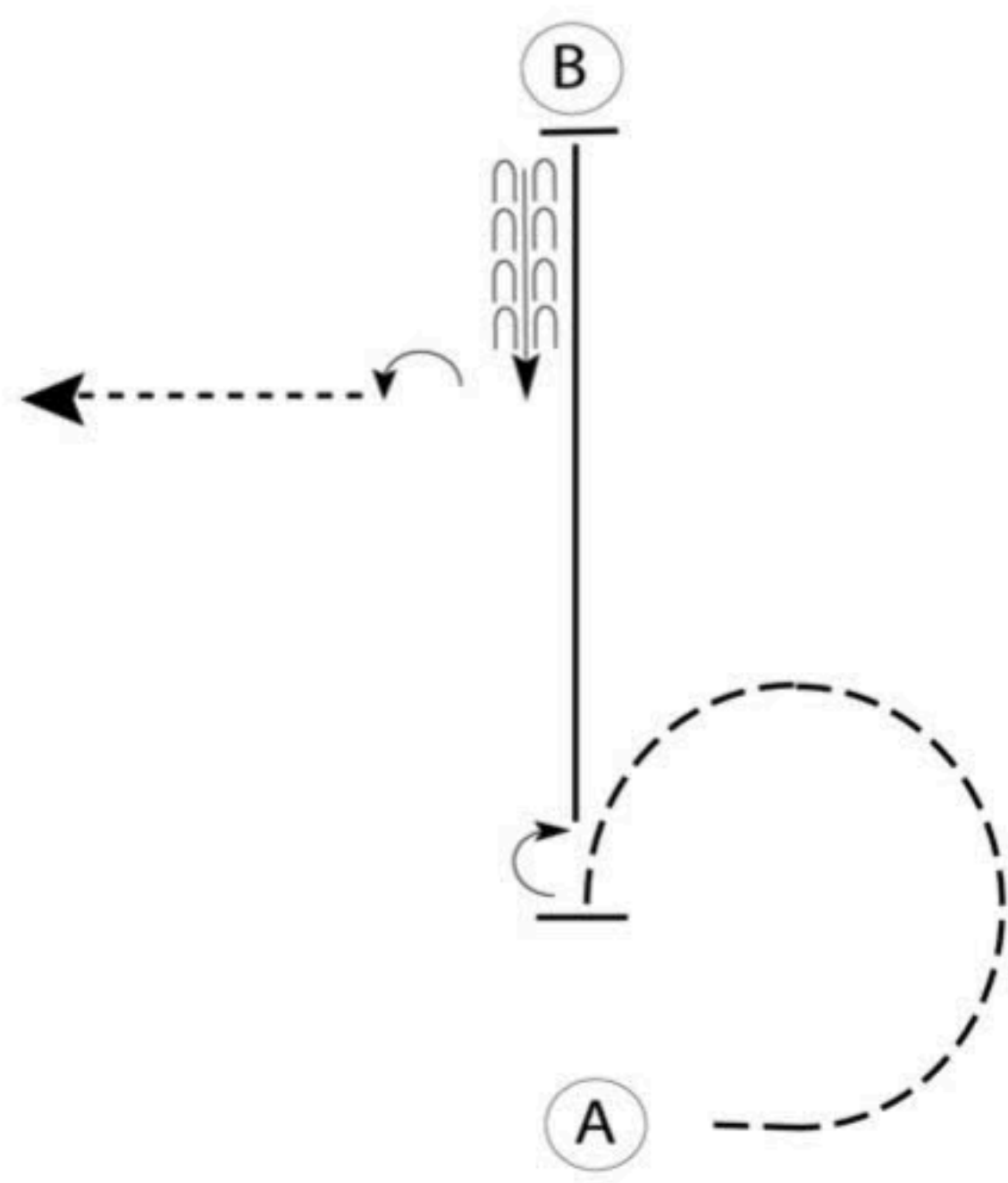
[HSE/WT-31]

Pattern Provided by:
Brian Isbell-Garcia

All Color Classic

Western Horsemanship (Youth/Amateur/Open W/T/C)

Show Date: 05-16-2025



Be ready with your horse's tail to A.

1. Jog a 3/4 circle back toward A.
2. Stop and perform a 180 degree turn to the right.
3. Lope on the left lead to B.
4. Stop and back approximately one horse length.
5. Perform a 90 degree turn to the left and walk off.

Follow the instructions of your ring steward.

Walk	-----
Jog	-----
Extended Jog	-----
Lope	-----
Lead Change	
Back	
Marker	(B)

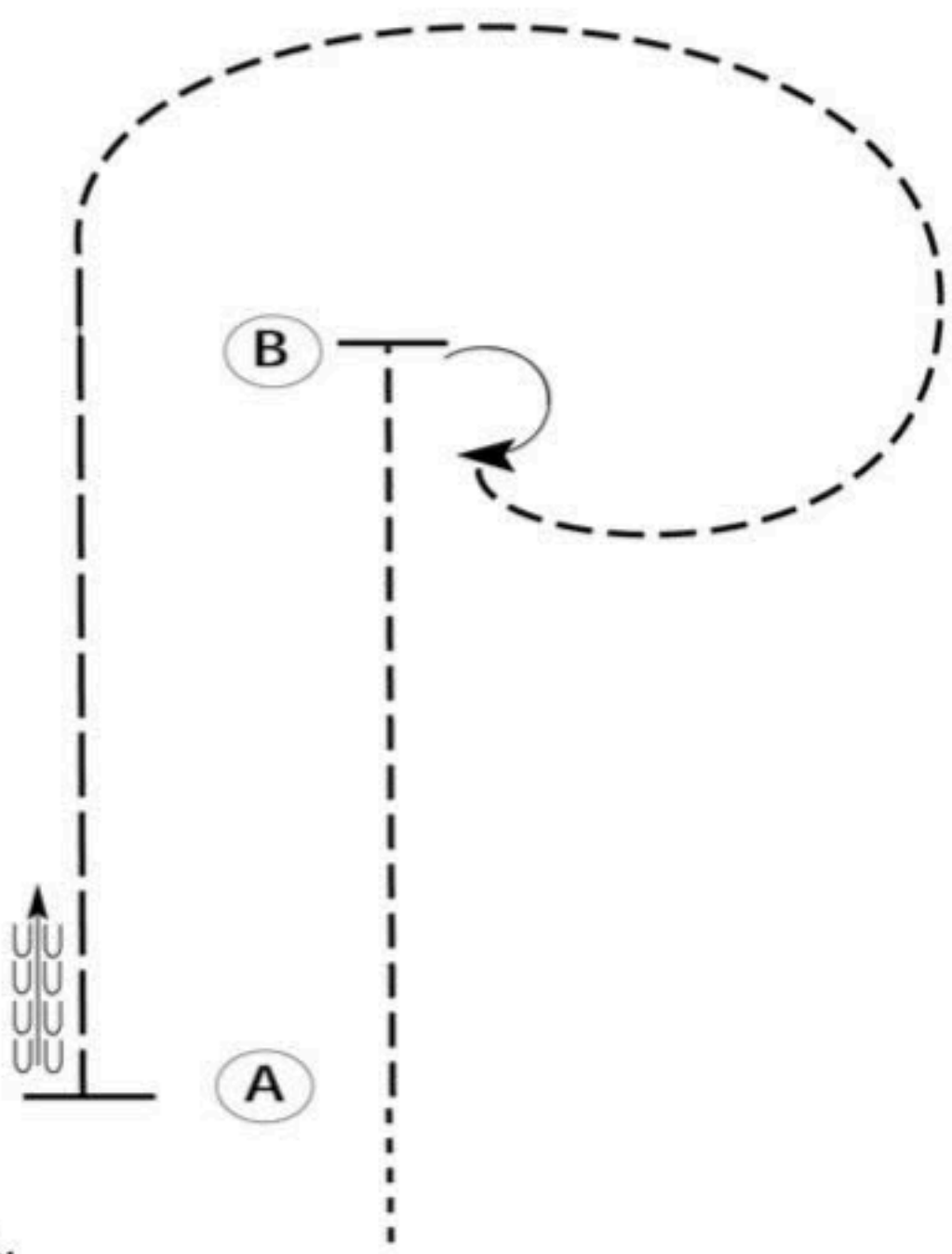
[WH/2-82]

Pattern Provided by:
Brian Isbell-Garcia

All Color Classic

Western Horsemanship (All Walk Trot)

Show Date: 05-16-2025



Be ready before A.

1. Walk to A.
2. Jog to B.
3. Turn 180 degrees to the right.
4. Jog back around to B.
5. Extend the jog from B to A.
6. Stop at A and back approximately one horse length.

Follow the instructions of your ring steward.

Walk	-----
Jog	-----
Extended Jog	-----
Lope	-----
Leg Yield	+++++
Lead Change	---/---
Back	←---←
Marker	(B)
Sidepass	←-----→

[WH/WT-44]

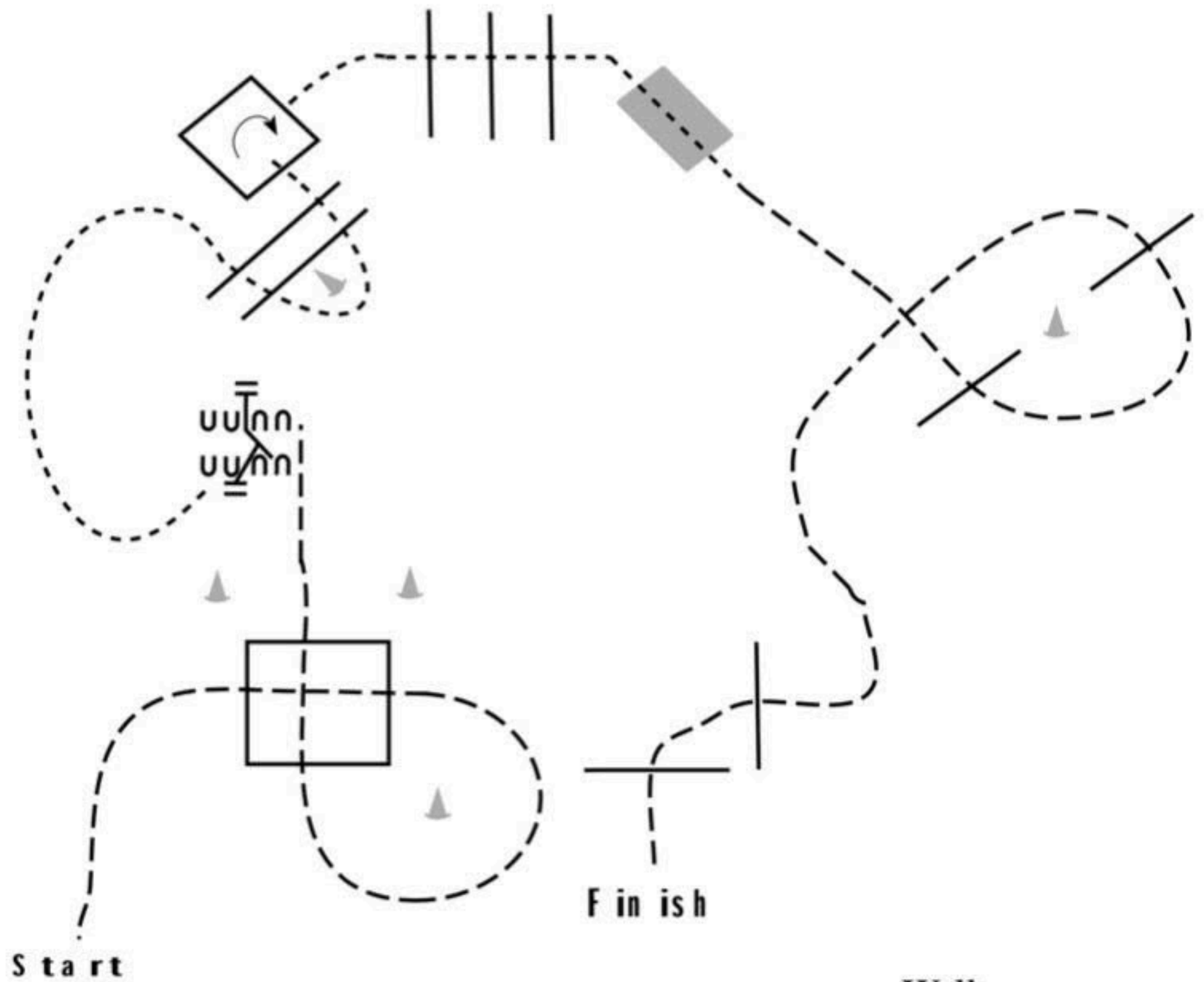
Pattern Provided by:
Brian Isbell-Garcia

All Color Classic

Trail (All In Hand Trail)

Show Date: 05-16-2025

www.HorseShowPatterns.com



1. Trot through box to gate
2. Left hand push gate
3. Walk over elevated poles and into box
4. 1/4 turn to the right in the box
5. Walk over poles and over bridge
6. Trot over poles and to finish

Walk	-----
Jog	-----
Extended Jog	-----
Lope	-----
Leg Yield	
Lead Change	---/---
Back	←--->
Marker	(B)
Sidepass	←-----→

[T/1-5]

Pattern Provided by:
Brian Isbell-Garcia

www.HorseShowPatterns.com

www.HorseShowPatterns.com

www.HorseShowPatterns.com



- www.HorseShowPatterns.com

www.HorseShowPatterns.com

www.HorseShowPatterns.com

www.HorseShowPatterns.com

www.HorseShowPatterns.com

www.HorseShowPatterns.com

www.fallsew.com

www.fallsew.com



- www.fallsew.com

www.fallsew.com

www.fallsew.com

www.fallsew.com

www.fallsew.com

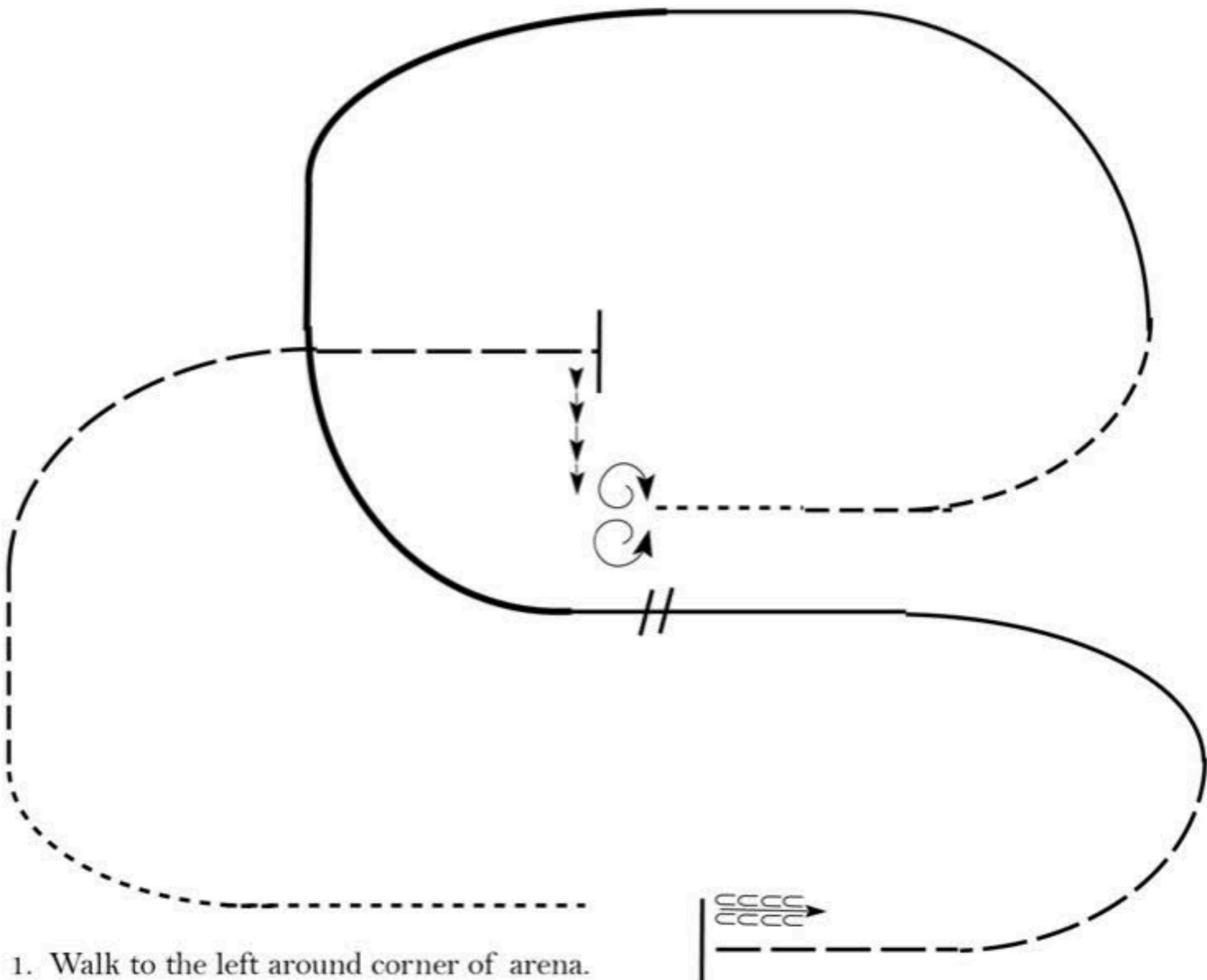
All Color Classic

Ranch Riding (Youth/Amateur/Open-)

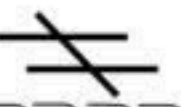

Show Date: 05-16-2025

www.HorseShowPatterns.com

www.HorseShowPatterns.com



1. Walk to the left around corner of arena.
2. Trot
3. Extend alongside of the arena and around the corner to center.
4. Stop, side pass right
5. 360 degree turn each direction (either way 1st)
6. Walk.
7. Trot.
8. Lope left lead
9. Extend the lope
10. Change leads (simple or flying)
11. Collect to the lope
12. Extend trot
13. Stop and back

Walk	-----
Jog	- - - - -
Extended Jog	— — — —
Lope	—————
Lead Change	
Back	
Marker	(B)

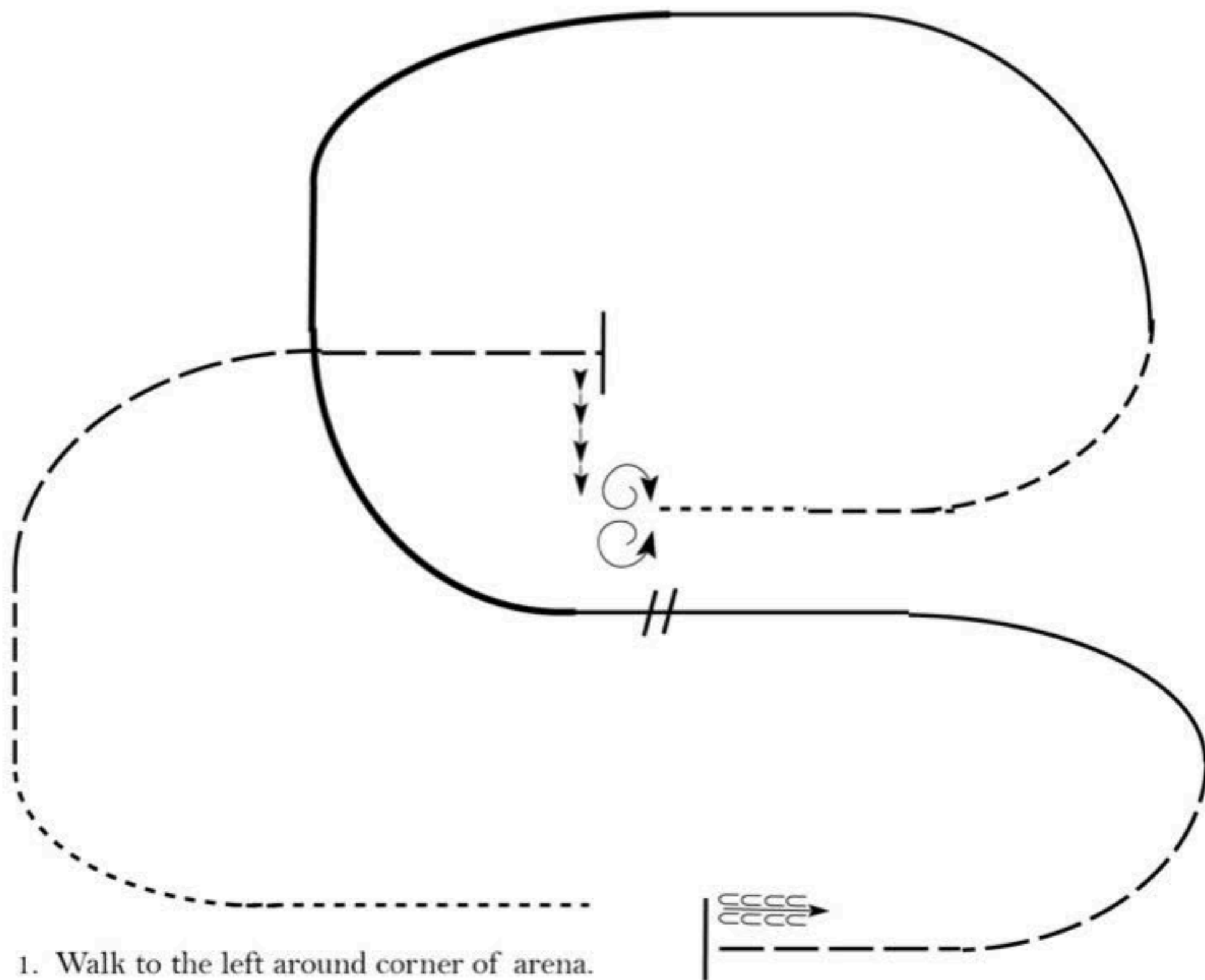
[RR/3]

Pattern Provided by:
Brian Isbell-Garcia

All Color Classic

Ranch Riding- Walk/Trot (Extend TROT for all lope maneuvers)

Show Date: 05-16-2025



1. Walk to the left around corner of arena.
2. Trot
3. Extend alongside of the arena and around the corner to center.
4. Stop, side pass right
5. 360 degree turn each direction (either way 1st)
6. Walk.
7. Trot.
8. Lope left lead
9. Extend the lope
10. Change leads (simple or flying)
11. Collect to the lope
12. Extend trot
13. Stop and back

Walk	-----
Jog	- - - - -
Extended Jog	- - - - -
Lope	=====
Lead Change	
Back	
Marker	(B)

[RR/3]

Pattern Provided by:
Brian Isbell-Garcia

All Color Classic

Ranch Trail (All W/T/C)

Show Date: 05-16-2025

www.HorseShowPatterns.com

www.HorseShowPatterns.com

5. Pick up rope and drag log around post to the left and back to starting point.

4. Lope on left lead to log.

3. Exit pen at a jog; begin left lead lope outside pen.

2. Walk to gate and open gate (right hand push).

1. Walk to bridge; cross bridge and logs.

7. Back "figure 8" through cones

⑧ side pass to left

9. Lope to finish

Start

Finish

Walk	-----
Jog	- - - - -
Extended Jog	- - - - -
Lope	=====
Leg Yield	
Lead Change	///
Back	←←←←←
Marker	(B)
Sidepass	←-----→

[RT/5]

Pattern Provided by:

Brian Isbell-Garcia

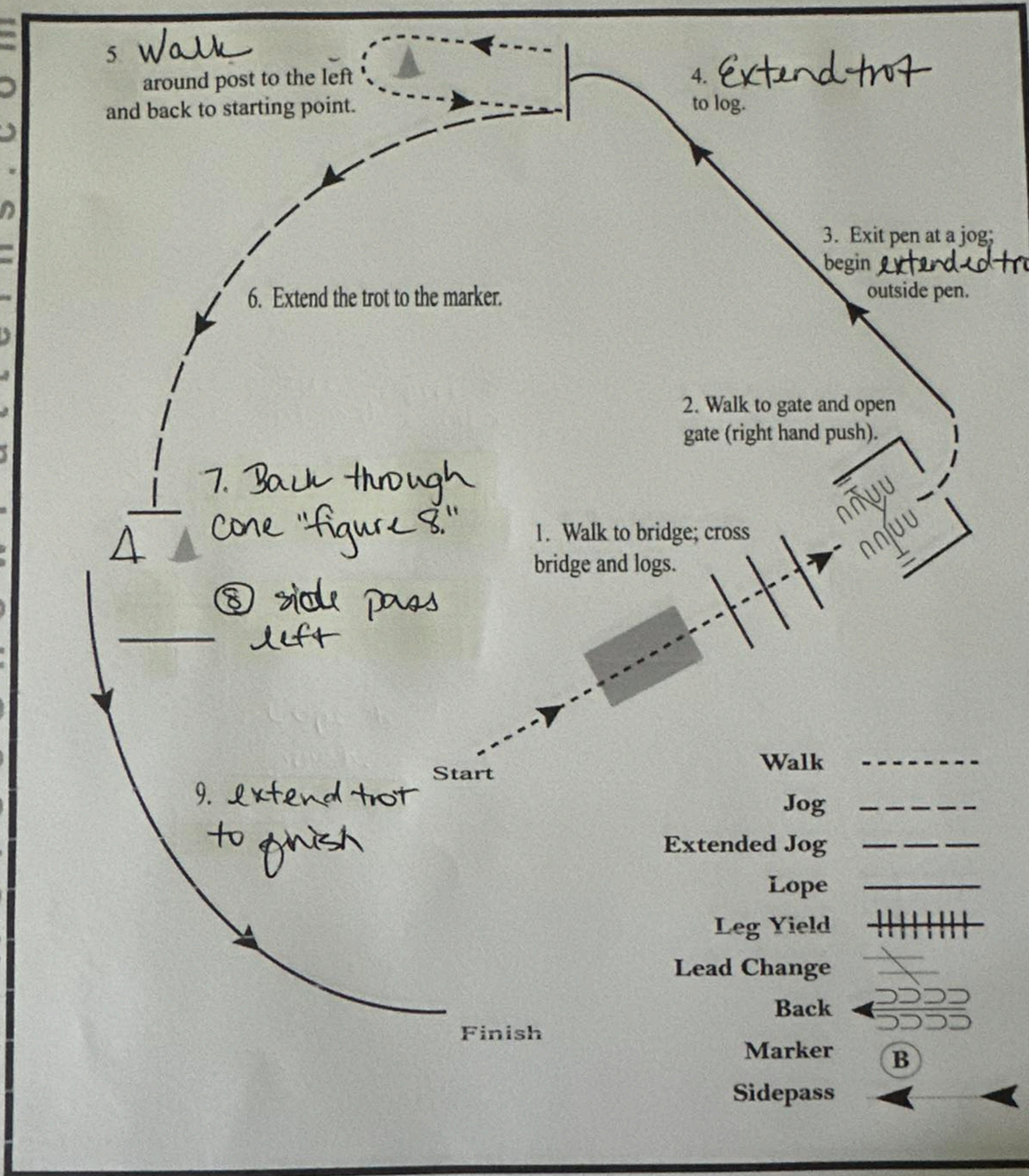
All Color Classic

W/T Ranch Trail (Extend Trot - for all lope)

Show Date: 05-16-2025

www.HorseShowPatterns.com

www.HorseShowPatterns.com



Walk	-----
Jog	-----
Extended Jog	-----
Lope	-----
Leg Yield	
Lead Change	///
Back	←←←
Marker	(B)
Sidepass	←←←

[RT/5]

Pattern Provided by:
Brian Isbell-Garcia